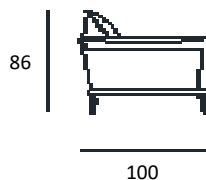


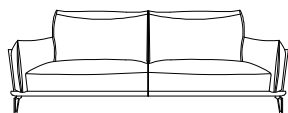


TECHNICAL DATA SHEET MOD. LIBECCIO



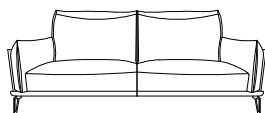
SEAT H. 44 CM
 SEAT D. 60 CM
 ARM H. 62 CM
 ARM W. 20 CM

cod. 300
3 SEATER



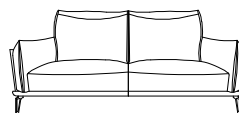
210

cod. 209
2STR MAXI




190

cod. 200
2 SEATER



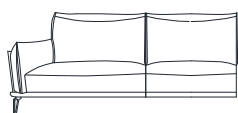
170

cod. 100
ARMCHAIR



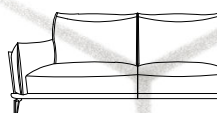
105

cod. 301-303
3STR RAF/LAF



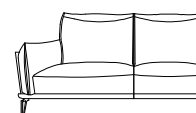
190

cod. 213-214
2STR MAXI RAF/LAF




170

cod. 201-203
2STR RAF/LAF



150

cod. 126-128
ARMCHAIR RAF/LAF



105

cod. 111-113
ARMCHAIR RAF/LAF FIT TO 2STR
MAXI



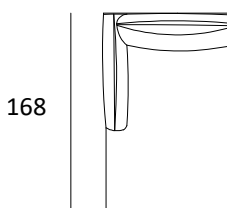
95

cod. 121-123
ARMCHAIR RAF/LAF
FIT TO 2STR



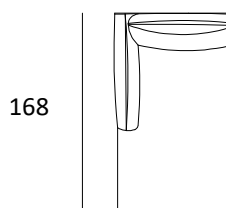
85

cod. 501-502
C.L FIT TO 3STR



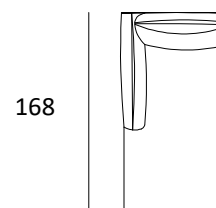
105

cod. 514-515
C.L FIT TO 2STR MAXI



95

cod. 504-505
C.L FIT TO 2STR

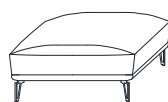


85

cod. 012
PILLOW 45x45



cod. 064
FOOTSTOOL 86x60



86

60

AVAILABLE COVER

AS PER CUBOROSSO SWATCHES

STRUCTURE

WOODEN STRUCTURE IN MULTI-LAYER FIR, FIBERBOARD AND CHIPBOARD

INSIDE

SEAT	BACK	ARMS
POLYURETHANE	POLYURETHANE	POLYURETHANE
DENSITY 35 x KG		

BELTS SYSTEM

SEAT	ELASTIC BELTS	
BACK	ELASTIC BELTS	

FEET

METAL FEET H. 17,5CM

FEATURES**OPTIONALS****NOTES**